




TEMPERATURE-COMPENSATED HIGH VOLTAGE POWER SUPPLY FOR PHOTODETECTOR BIASING

- ADJUSTABLE TEMPERATURE COEFFICIENT
- VERY LOW NOISE
- SMALL SIZE – PCB OR PLATE MOUNT
- LOW POWER
- 5 VOLT OPERATION
- LOW COST
- HIGH RELIABILITY



DESCRIPTION:

The **522 Series** are low-noise, high voltage power supplies with adjustable temperature coefficients suitable for biasing PIN or Avalanche Photodiodes (APDs). Ultra-low power consumption and operation from 5 volts make the **522 Series** ideal for use in power-critical applications. A shutdown pin reduces the power consumption to 3mA. Output noise is exceptionally low. Continuous current limiting and short-circuit protection help protect the detector from excessive light-induced dissipation. The low profile, two cubic inch package can be chassis mounted or PCB mounted.

SPECIFICATIONS:

Input

Voltage	+5VDC \pm 10%
Current	15mA typical (no load)

Output

Voltage	+20 to +500V or -20 to -500V
Current	2mA, continuous short circuit protection
Power	150mW
Ripple	1mV _{RMS} (-1 and -3) 5mV _{RMS} (-2 and -4)
Regulation	
Load	<0.005%, 0 to 100% load
Line	\pm 1.0%, +4.5V to +5.5V input
Voltage Control	Internal trimpot

Coefficient

Internal trimpot
0 to +2.5V/ $^{\circ}$ C (-1, -3 and -4)
0 to +5V/ $^{\circ}$ C (-2)

Shutdown

TTL high, 68k Ω input impedance
--

Temperature

0 $^{\circ}$ to 70 $^{\circ}$ C

Connections

Solder pads

Size

3.15" x 1.58" x 0.45"

Weight

1.5 oz (43 grams)



Specifications subject to change without notice.

All specifications valid at 25 $^{\circ}$ C.

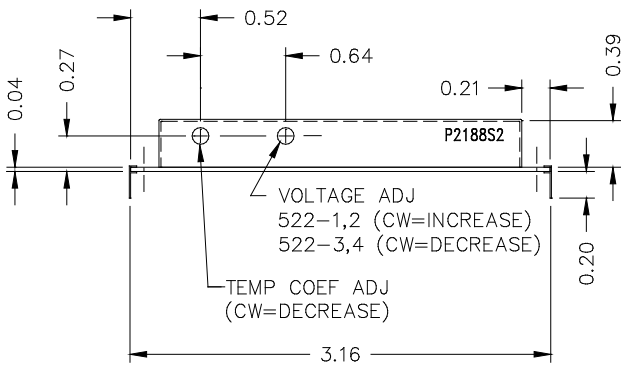
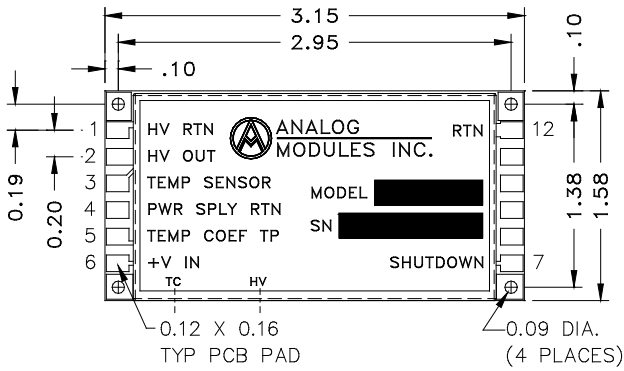
APPLICATIONS:

Temperature-Compensated HV Power Supply for PIN or Avalanche Photodiodes

MODEL NUMBER

		OUTPUT VOLTAGE RANGE			
		-20 to -250VDC	-200 to -500VDC	+20 to +250VDC	+200 to +500VDC
INPUT VOLTAGE	+5VDC	522-1	522-2	522-3	522-4
OUTPUT	Power	150mW	150mW	150mW	150mW

Typical Part Number: **522-2** = Input Voltage: +5VDC
 Output Voltage Range: -200 to -500VDC
 Power: 150mW



- NOTES:
1. DIMENSIONS ARE IN INCHES.
 2. TOLERANCE: ± 0.04 .
 3. CONNECTIONS MAY BE MADE BY HARD WIRING TO PAD OR USE TERMINALS (8 REQ'D).
 4. RECOMMENDED TERMINAL HOLE DIA, .032-.043 DIA.

